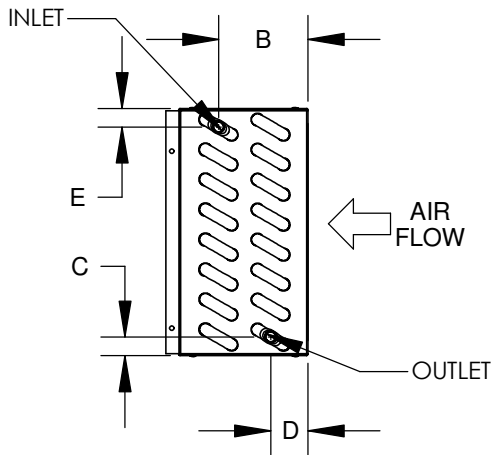
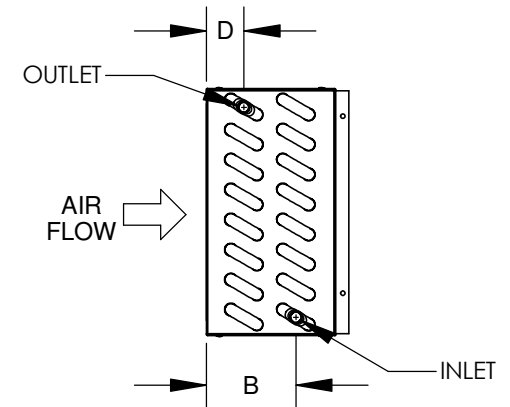
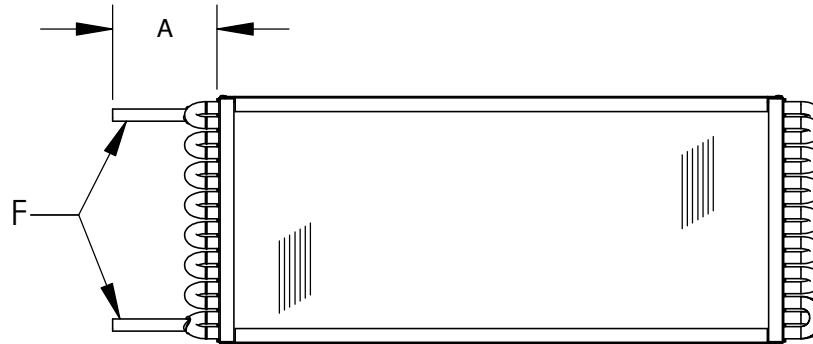


4 ROW CONNECTION LOCATIONS IN [MM]							CONNECTION SIZE (OD) F	4 ROW COIL WEIGHTS LBS [KG]	
CABINET SIZE	CIRCUITS	A	B	C	D	E		DRY	COIL W/FLUID (SEE NOTE 4)
05	2	4 1/2 [114]	3 3/4 [95]	3/4 [19]	1 1/2 [38]	3/4 [19]	1/2 [13]	24 [11]	30 [13 1/2]
05	4	5 1/4 [133]	4 1/4 [108]	5 1/8 [130]	1 [25]	5 1/8 [130]	5/8 [16]	24 [11]	30 [13 1/2]
09	2	4 1/2 [114]	3 3/4 [95]	3/4 [19]	1 1/2 [38]	3/4 [19]	1/2 [13]	34 [15 1/2]	42 [19]
09	4	5 1/4 [133]	4 1/4 [108]	5 1/8 [130]	1 [25]	5 1/8 [130]	5/8 [16]	34 [15 1/2]	42 [19]
15	2	4 1/2 [114]	3 3/4 [95]	3/4 [19]	1 1/2 [38]	3/4 [19]	1/2 [13]	37 [16 3/4]	47 [21 1/4]
15	4	5 1/4 [133]	4 1/4 [108]	5 1/8 [130]	1 [25]	5 1/8 [130]	5/8 [16]	37 [16 3/4]	47 [21 1/4]



LEFT HAND COIL



RIGHT HAND COIL

NOTES:

- Both left and right hand connections shown. When ordering please specify left or right hand coil connection with air to back.
- Coil connections shall be a male copper sweat connection.
- Coil circuiting pictorial is a representation only. Actual coil circuiting may vary.
- Coil weight for 100% water and 40% glycol are the same due to similar densities.

 **ENVIRO-TEC**[®]
THIS DRAWING CONTAINS PROPRIETARY DATA. UNAUTHORIZED DISCLOSURE, REPRODUCTION, OR USE IS STRICTLY PROHIBITED WITHOUT WRITTEN PERMISSION.

SUBMITTAL DRAWING
ALL DRAWINGS ARE SUBJECT TO CHANGE WITHOUT PRIOR NOTICE

DO NOT SCALE DRAWING
DIMENSIONS ARE IN INCH [MM] FORMAT +/- 1/8 [3] UNLESS OTHERWISE NOTED

TITLE: MODEL VFL FOUR ROW HW COIL CONNECTIONS AND WEIGHTS		DATE: 7/01/04	SHEET: 1 OF 1	DRAWING NO: 07-80032	REV: 00
--	--	---------------	---------------	----------------------	---------