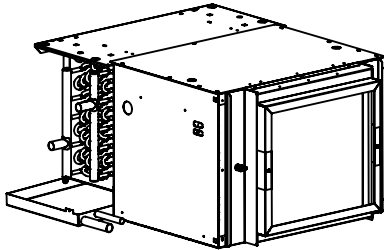
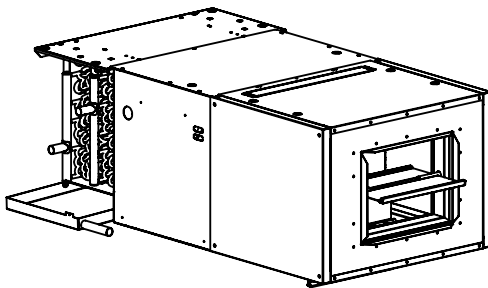


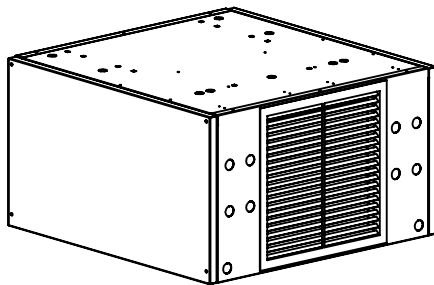
**MODEL HPF**  
HIGH PERFORMANCE  
FREE RETURN FAN COIL UNIT



**MODEL HPP**  
HIGH PERFORMANCE  
PLENUM RETURN FAN COIL UNIT



**MODEL HPP**  
HIGH PERFORMANCE  
PLENUM RETURN FAN COIL UNIT  
W/ MIXING BOX



**MODEL HPE**  
HIGH PERFORMANCE  
EXPOSED CABINET FAN COIL UNIT

**NOTES:**

1. Table applies to 1/2" and 3/8" tube diameters.
2. Number of circuits does not affect Coil connection size.

| WATER & DX COIL CONNECTION SIZES |          |        |                 |
|----------------------------------|----------|--------|-----------------|
| UNIT SIZE                        | TYPE     | # ROWS | CONN. SIZE (OD) |
| 06                               | HW       | 1      | 5/8             |
| 06                               | HW       | 2      | 5/8             |
| 06                               | HW       | 3      | 7/8             |
| 06                               | HW       | 4      | 7/8             |
| 06                               | CW OR DX | 3      | 7/8             |
| 06                               | CW OR DX | 4      | 7/8             |
| 06                               | CW OR DX | 6      | 7/8             |
| 08                               | HW       | 1      | 5/8             |
| 08                               | HW       | 2      | 5/8             |
| 08                               | HW       | 3      | 7/8             |
| 08                               | HW       | 4      | 7/8             |
| 08                               | CW OR DX | 3      | 7/8             |
| 08                               | CW OR DX | 4      | 7/8             |
| 08                               | CW OR DX | 6      | 7/8             |
| 10                               | HW       | 1      | 5/8             |
| 10                               | HW       | 2      | 5/8             |
| 10                               | HW       | 3      | 7/8             |
| 10                               | HW       | 4      | 7/8             |
| 10                               | CW OR DX | 3      | 7/8             |
| 10                               | CW OR DX | 4      | 7/8             |
| 10                               | CW OR DX | 6      | 7/8             |
| 12                               | HW       | 1      | 5/8             |
| 12                               | HW       | 2      | 5/8             |
| 12                               | HW       | 3      | 7/8             |
| 12                               | HW       | 4      | 7/8             |
| 12                               | CW OR DX | 3      | 7/8             |
| 12                               | CW OR DX | 4      | 7/8             |
| 12                               | CW OR DX | 6      | 7/8             |
| 14                               | HW       | 1      | 7/8             |
| 14                               | HW       | 2      | 7/8             |
| 14                               | HW       | 3      | 1 1/8           |
| 14                               | HW       | 4      | 1 1/8           |
| 14                               | CW OR DX | 3      | 1 1/8           |
| 14                               | CW OR DX | 4      | 1 1/8           |
| 14                               | CW OR DX | 6      | 1 1/8           |
| 16                               | HW       | 1      | 7/8             |
| 16                               | HW       | 2      | 7/8             |
| 16                               | HW       | 3      | 1 1/8           |
| 16                               | HW       | 4      | 1 1/8           |
| 16                               | CW OR DX | 3      | 1 1/8           |
| 16                               | CW OR DX | 4      | 1 1/8           |
| 16                               | CW OR DX | 6      | 1 1/8           |
| 18                               | HW       | 1      | 7/8             |
| 18                               | HW       | 2      | 7/8             |
| 18                               | HW       | 3      | 1 1/8           |
| 18                               | HW       | 4      | 1 1/8           |
| 18                               | CW OR DX | 3      | 1 1/8           |
| 18                               | CW OR DX | 4      | 1 1/8           |
| 18                               | CW OR DX | 6      | 1 1/8           |
| 20                               | HW       | 1      | 7/8             |
| 20                               | HW       | 2      | 7/8             |
| 20                               | HW       | 3      | 1 1/8           |
| 20                               | HW       | 4      | 1 1/8           |
| 20                               | CW OR DX | 3      | 1 1/8           |
| 20                               | CW OR DX | 4      | 1 1/8           |
| 20                               | CW OR DX | 6      | 1 1/8           |

UNCONTROLLED WHEN PRINTED



THIS DRAWING CONTAINS PROPRIETARY DATA. UNAUTHORIZED DISCLOSURE, REPRODUCTION, OR USE IS STRICTLY PROHIBITED WITHOUT WRITTEN PERMISSION.

**SUBMITTAL DRAWING**  
ALL DRAWINGS ARE SUBJECT TO CHANGE  
WITHOUT PRIOR NOTICE

**DO NOT SCALE DRAWING**  
DIMENSIONS ARE IN INCH (MM) FORMAT  
+/- 1/8 (3) UNLESS OTHERWISE NOTED

TITLE:

**COIL CONNECTIONS HPE/HPF/HPP**

DATE

10/08/19

SHEET

PAGE 1 OF 1

DRAWING NO

82-80053

REV

A