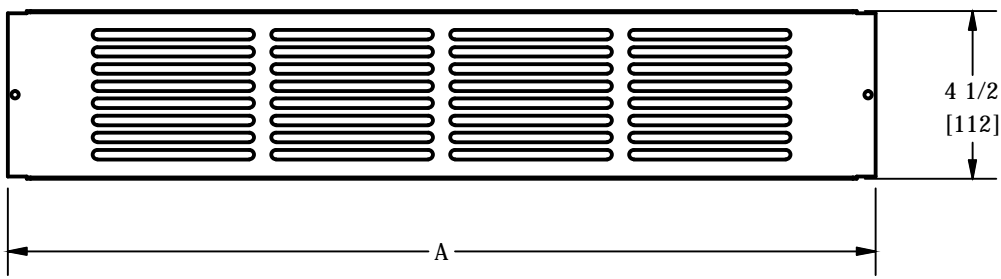
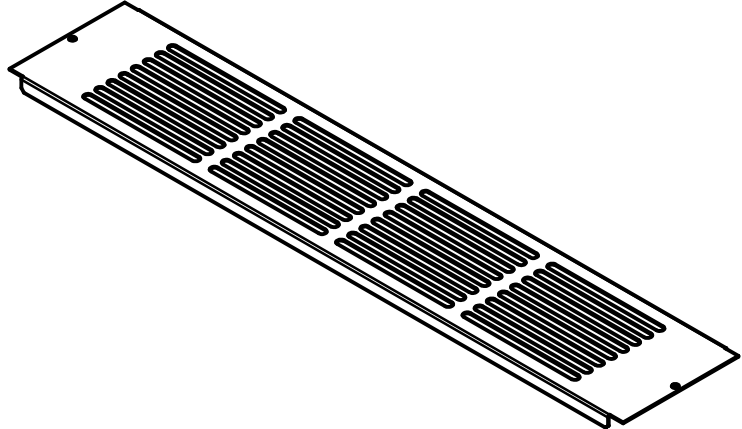
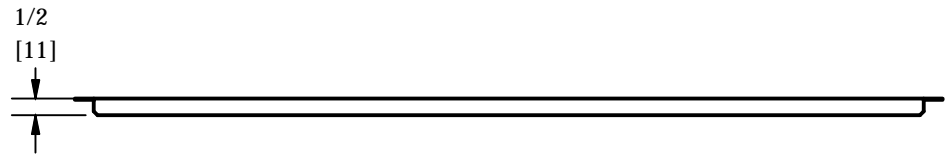


PART NUMBER	UNIT SIZE	DIM A
51-00437-01	02	22 3/4 [578]
51-00437-02	03	26 3/4 [679]
51-00437-03	04	32 3/4 [832]
51-00437-04	06	42 3/4 [1086]
51-00437-05	08	44 3/4 [1137]
51-00437-06	10	58 3/4 [1492]
51-00437-07	12	66 3/4 [1695]



- NOTES;
1. All dimensions are Inches [millimeters]. All dimensions are $\pm 1/4"$ [6mm]. Metric values are soft conversion.
 2. Typical for VFE or VFS models.
 3. Return grille is held in place with sheet metal screws.

TITLE: VFE/S SER C,TOE SPACE W/SLOTS			
DRN BY: GMA	DATE: 3/2/10	SCALED: N/A	DRAWING NO.
CRD BY: CCC	DATE: 07/31/15	REV: 01	51-80079
<small>THIS DRAWING CONTAINS PROPRIETARY DATA. UNAUTHORIZED DISCLOSURE, REPRODUCTION, OR USE IS STRICTLY PROHIBITED WITHOUT WRITTEN PERMISSION.</small>		<small>DO NOT SCALE DRAWING. DIMENSIONS AND DATA ARE SUBJECT TO CHANGE WITHOUT NOTICE. CONTACT FACTORY FOR CERTIFIED DRAWINGS.</small>	