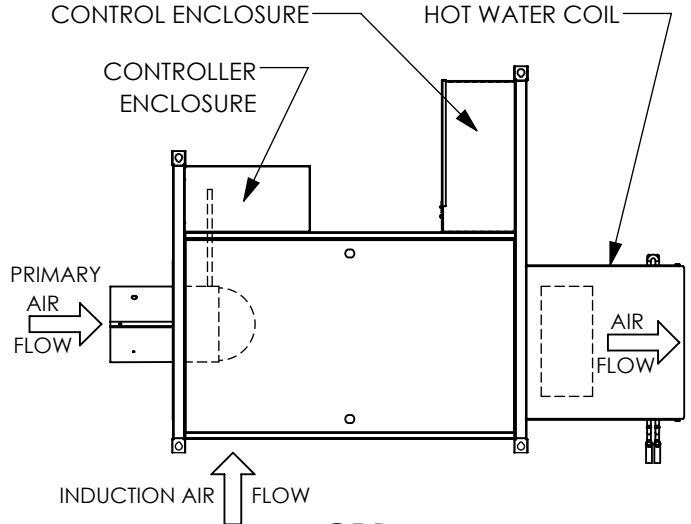
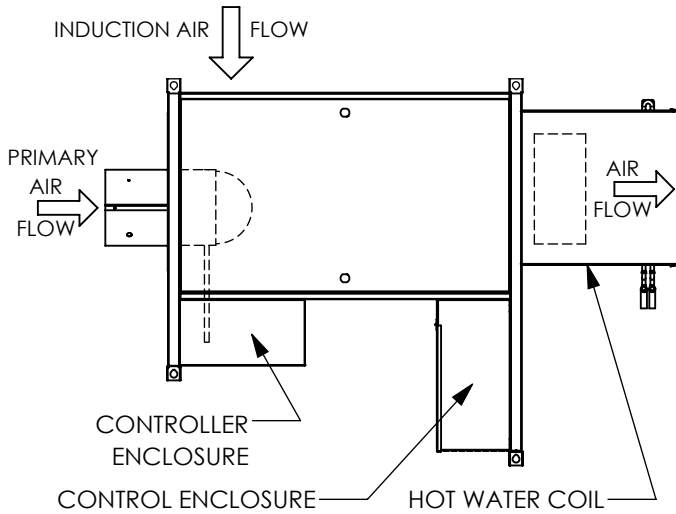


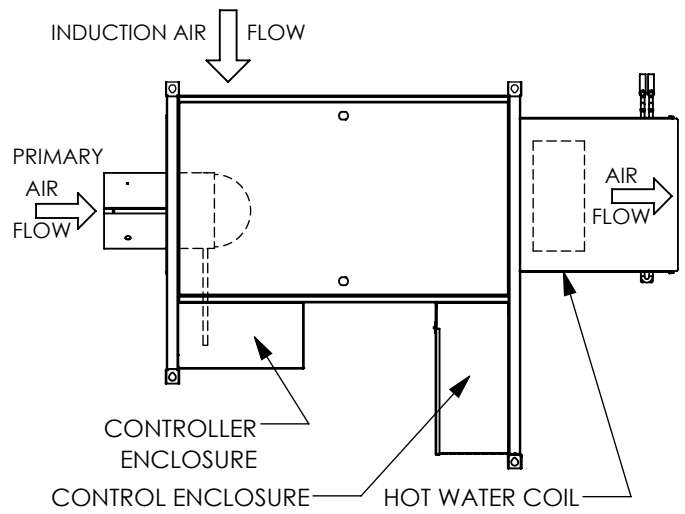
**CRB  
ARRANGEMENT 1**  
LEFT HAND CONTROL UNIT  
LEFT HAND COIL



**CRB  
ARRANGEMENT 2**  
LEFT HAND CONTROL UNIT  
RIGHT HAND COIL



**CRB  
ARRANGEMENT 3**  
RIGHT HAND CONTROL UNIT  
RIGHT HAND COIL



**CRB  
ARRANGEMENT 4**  
RIGHT HAND CONTROL UNIT  
LEFT HAND COIL

**NOTES:**

1. ELECTRIC HEAT CONTROL ENCLOSURE IS ON THE SAME SIDE AS STANDARD CONTROL ENCLOSURE.
2. ELECTRIC HEAT ONLY AVAILABLE ON ARRANGEMENTS 1 AND 3.
3. ELECTRIC HEAT NOT AVAILABLE WITH HW COIL.

UNCONTROLLED WHEN PRINTED



THIS DRAWING CONTAINS PROPRIETARY DATA. UNAUTHORIZED DISCLOSURE, REPRODUCTION, OR USE IS STRICTLY PROHIBITED WITHOUT WRITTEN PERMISSION.

**SUBMITTAL DRAWING**  
ALL DRAWINGS ARE SUBJECT TO CHANGE  
WITHOUT PRIOR NOTICE

**DO NOT SCALE DRAWING**  
DIMENSIONS ARE IN INCH (MM) FORMAT  
+/- 1/8 (3) UNLESS OTHERWISE NOTED

TITLE: **MODEL CRB ARRANGEMENTS  
90 DEGREE ENCLOSURE**

DATE  
05/26/20

SHEET  
PAGE 1 OF 1

DRAWING NO  
10-80003

REV  
A