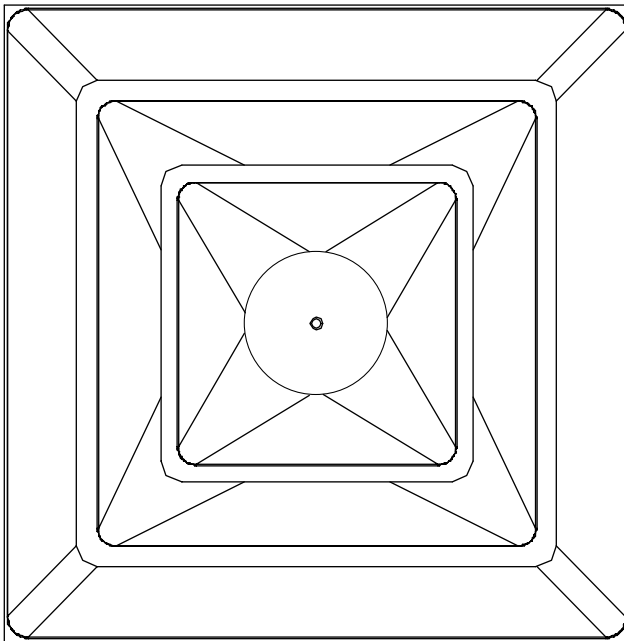


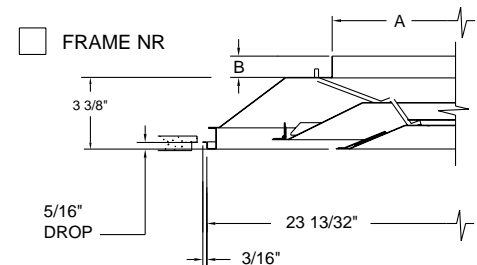
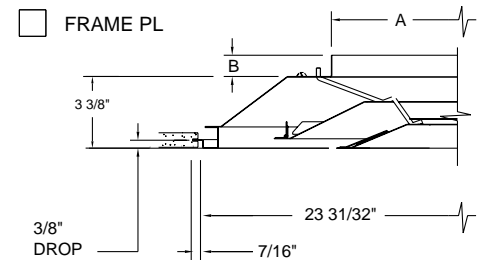
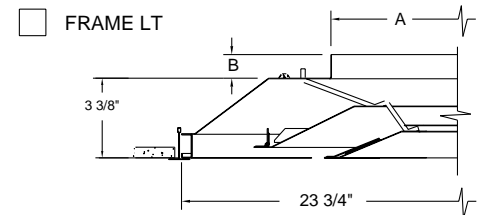
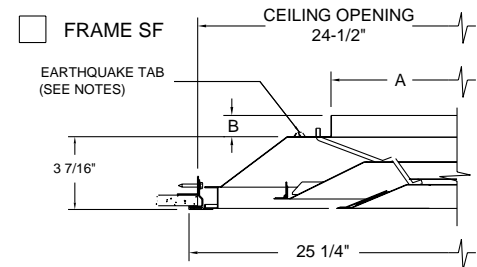
- Steel (S1200A) or Aluminum (A1200A) construction
- 2-cone stepdown diffuser
- Frame SF (surface mount) includes an aluminum mounting frame
- Adjustable pattern controllers on the cores
- Standard finish is white
- Two earthquake tabs are standard on all frame styles
- Core is non-removable
- Optional round damper to be ordered separately and field mounted
- Damper is adjustable through hole in center cone

## Face View

See specific frame details for dimensions



NOMINAL NECK SIZE	SERIES 1200 STEEL & ALUMINUM A	SERIES S1200 STEEL B	SERIES A1200 ALUMINUM B
6	5 7/8"	1"	1 1/2"
8	7 7/8"	1"	1 1/2"
10	9 7/8"	1 1/2"	1 1/2"
12	11 7/8"	1 1/2"	1 1/2"
14	13 7/8"	1 1/2"	1 1/2"
15	14 7/8"	1 1/2"	1 1/2"



Dimensions are in inches, Product information subject to change without notice

PROJECT:	SUBMITTED BY:	DATE: 9-1-00	SD-1765
ARCHITECT:		<b>S1200A &amp; A1200A Series</b> Adjustable Pattern Diffuser - 2-Cone w/Round Neck 24 x 24 module	
ENGINEER:			
CONTRACTOR:			
LOCATION:			