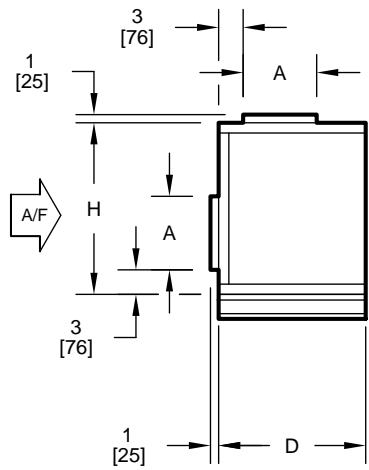
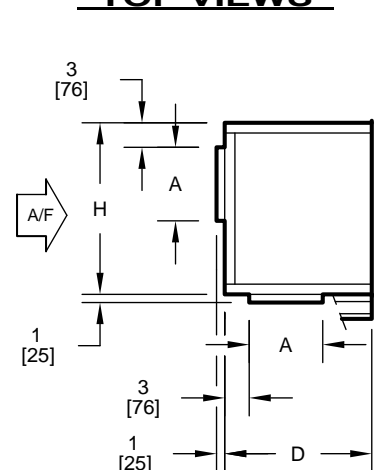


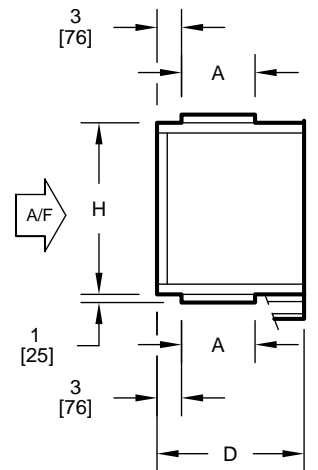
**TOP VIEWS**



**TOP/REAR INLET**



**BTM/REAR INLET**



**TOP/BTM INLET**

**SIDE VIEWS**

**DIMENSIONS - In [mm]**

- NOTES:
- All dimensions are Inches [millimeters]. All dimensions  $\pm 1/4"$  [6mm]. Metric values are soft conversion.
  - All drawings subject to change without prior notice.
  - Damper drive rods are internal, located on both sides of unit.
  - Mixing box includes space for standard flat filter rack.
  - See drawing BR-001. Base rails must be used with mixing box, V-bank filter, draw-thru electric heat, 12", 24", or standard plenum.

UNIT SIZE	H	W	A	B	C	D
08	21 [533]	30 [762]	9 [229]	18 [457]	6 [152]	18 [457]
12	21 [533]	36 [914]	9 [229]	24 [610]	6 [152]	18 [457]
16	21 [533]	44 [1118]	9 [229]	30 [762]	7 [178]	18 [457]
20	21 [533]	50 [1270]	12 [305]	36 [914]	7 [178]	21 [533]
25	30 [762]	59 [1499]	12 [305]	45 [1143]	7 [178]	21 [533]
30	30 [762]	59 [1499]	12 [305]	45 [1143]	7 [178]	21 [533]
40	30 [762]	68 [1727]	15 [381]	48 [1219]	10 [254]	24 [610]
50	30 [762]	80 [2032]	15 [381]	66 [1676]	7 [178]	24 [610]
60	30 [762]	89 [2261]	15 [381]	75 [1905]	7 [178]	24 [610]
80	36 [914]	102 [2591]	18 [457]	88 [2235]	7 [178]	27 [686]

TITLE:

**MODEL H/V SERIES B  
AIR HANDLING UNIT  
STANDARD MIXING BOX**

**ENVIRO-TEC®**  
ENGINEERING FOR EXCELLENCE

DRN BY: HANK	DATE: 09/13/99	SCALE: 1=22	DRAWING NO. MB-001
CKD BY: WDD	DATE: 09/13/99	REV: A1	