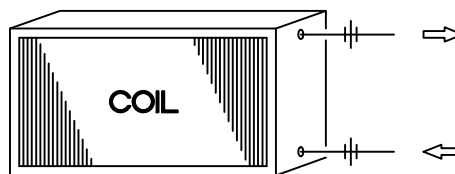
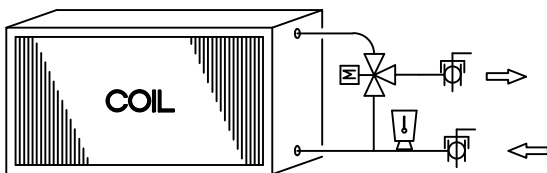


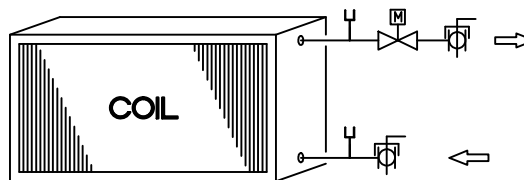
TYPICAL 2-WAY CONTROL VALVE PACKAGE WITH 1/4" BLEED BYPASS LINE AND AQUA-THERMOSTAT



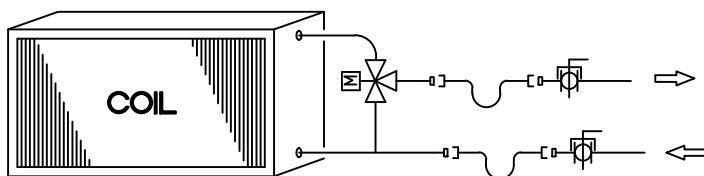
OPTIONAL UNION  
TYPICAL LOCATION  
SEE NOTE 4



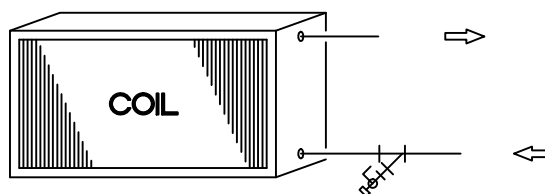
TYPICAL 3-WAY CONTROL VALVE PACKAGE WITH AQUA-THERMOSTAT



OPTIONAL PRESSURE-TEMPERATURE TEST PORTS TYPICAL AT COIL INLET AND OUTLET



TYPICAL 3-WAY CONTROL VALVE WITH FLEX HOSE AND VALVE



OPTIONAL Y-STRAINER WITH CLEANOUT

#### NOTES:

1. ALL DRAWINGS SUBJECT TO CHANGE WITHOUT PRIOR NOTICE.
2. THIS DIAGRAM SHOWS COMPONENT POSITION IN RELATION TO FLUID FLOW. ACTUAL VALVE PACKAGE CONFIGURATION VARIES WITH UNIT TYPE, HAND CONNECTION, AND PIPE SIZE.

3. 1/4" BLEED LINE IS FURNISHED ON 2-PIPE COOL & HEAT AUTO CHANGEOVER SYSTEMS.
4. DISCONNECTION FEATURE IS PROVIDED AT HOSE END FITTINGS ON "VH" UNITS.

### CONTROL DEVICE LEGENDS:

MANUAL BALL VALVE WITH MEMORY STOP (BVMS)		2-WAY CONTROL VALVE		3-WAY CONTROL VALVE	
FIXED FLOW CONTROL VALVE (FC)		AUTOMATIC CARTRIDGE FLOW CONTROL WITHOUT SCREEN		AUTOMATIC CARTRIDGE FLOW CONTROL WITH SCREEN	
ADJUSTABLE FLOW CIRCUIT SETTER (AFS)		BYPASS BALANCE VALVE (BPV)		PRESSURE-TEMPERATURE TEST PORT (PT)	
Y-STRAINER (Y-STR)		Y-STRAINER W/CLEANOUT VALVE (YCO)		UNION	
FLEXIBLE HOSE (FH)		AQUA-THERMOSTAT		SCHRADER FITTING	

TITLE:

STANDARD VALVE PACKAGING DIAGRAM  
ADDITIONAL FEATURES AND OPTIONS



**ENVIRO-TEC®**

DRN BY:

JCR

DATE:

7/22/04

SCALE:

1=1

DRAWING NO.

CKD BY:

HANK

DATE:

07/31/15

REV:

03

83-80005

THIS DRAWING CONTAINS PROPRIETARY DATA.  
UNAUTHORIZED DISCLOSURE, REPRODUCTION, OR USE  
IS STRICTLY PROHIBITED WITHOUT WRITTEN PERMISSION

DO NOT SCALE DRAWING  
DIMENSIONS AND DATA ARE SUBJECT TO CHANGE WITHOUT NOTICE.  
CONTACT FACTORY FOR CERTIFIED DRAWINGS.