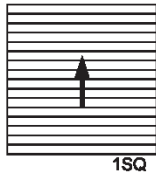



# DEFLECTION PATTERNS

## MSR, AMSR, MASR, AMASR

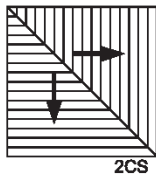
### 1 Way



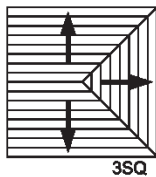
### 2 Way Opposite



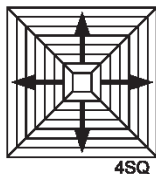
### 2 Way Diagonal



### 3 Way



### 4 Way

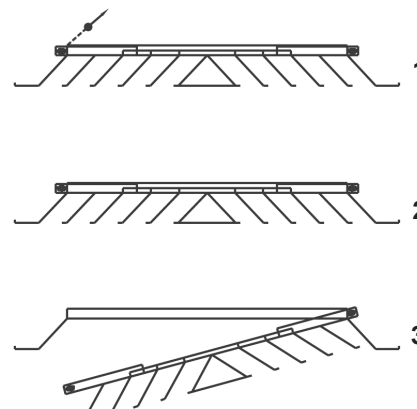


#### Notes:

- Patterns are shown in plan view (looking down into inlet)
- Louvers are spaced on 1-1/2" centers
- The core louvers have a 1/4" horizontal lip on all sides that provides a horizontal air pattern which is tight to the ceiling

Code	Deflection Pattern
1SQ	1-way Square
2SQ	2-way Square
2CS	2-way Corner Square
3SQ	3-way Square
4SQ	4-way Square

#### Snap in core detail



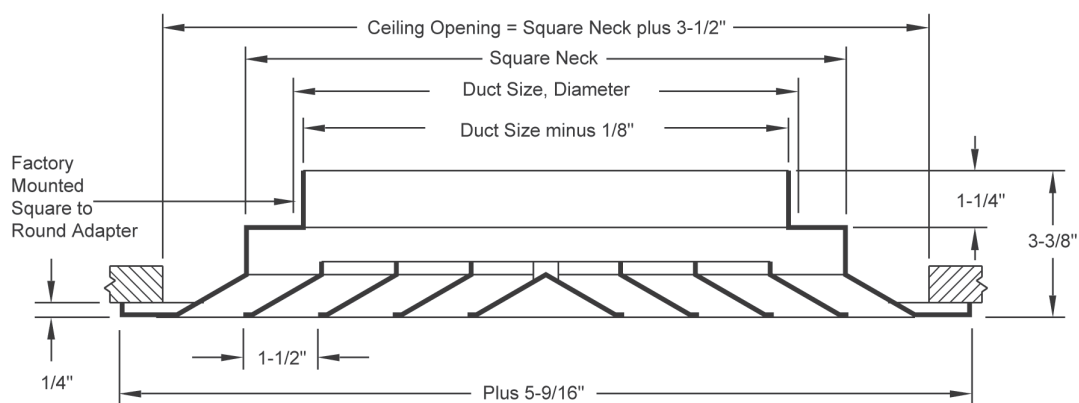
The "M" Series snap-in core is ideal where no screws are required. Core is held in place by two tabs which slide into the outer margin. The other side is secured by a positive lock arrangement. Core is easily removed by releasing lock and removing the core.

1. Remove shipping clips.
2. Push core sideways.
3. Hold core securely and allow core to drop down.



# PRODUCT DIMENSIONS

## MSR, AMSR, MASR, AMASR Round Neck Detail



Model MSR Margin SF Shown. Round neck detail typical of all margin styles.  
See page CD2 for available sizes