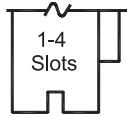


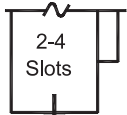
ACCESSORIES

APPS, APPSF

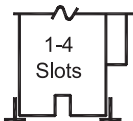
T-Bar Configurations



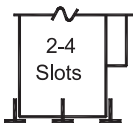
LT0
No Tee Bars



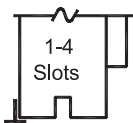
LT1
Center Tees only,
no outside Tees



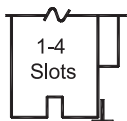
LT2
Tees on both
sides



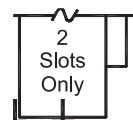
LT3
All Tees



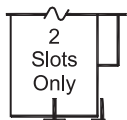
LT4
Tee opposite
inlet



LT5
Tee on inlet
side

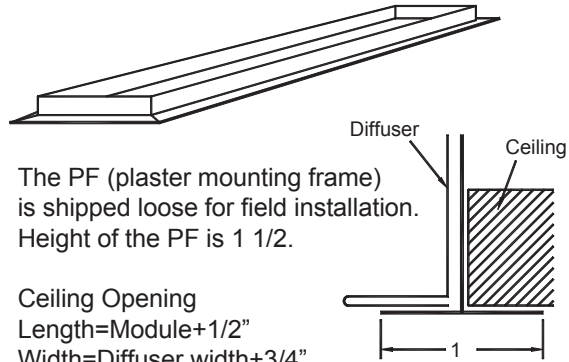


LT6
Tees center and
opposite inlet



LT7
Tees center and
inlet side

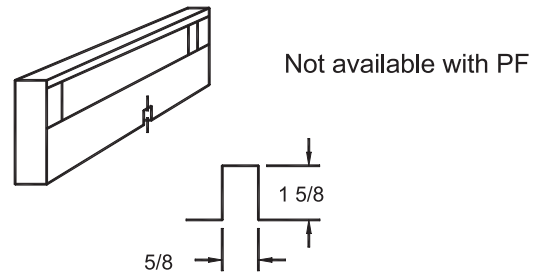
PF Frame Details



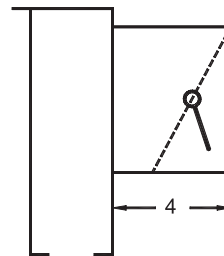
The PF (plaster mounting frame) is shipped loose for field installation. Height of the PF is 1 1/2".

Ceiling Opening
Length=Module+1/2"
Width=Diffuser width+3/4"

CN (cross notch) Detail



ID (inlet damper) Detail



Mounting Tab Detail

MO (mtg. tab opposite inlet) shown
MB (mtg. tab on both sides)

