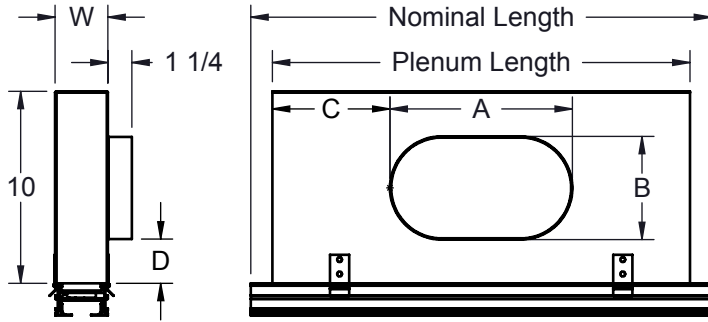


Model LP Plenum for AIR-TRAC™ Linear Diffusers, Margin Styles L, D, E, S, N, B



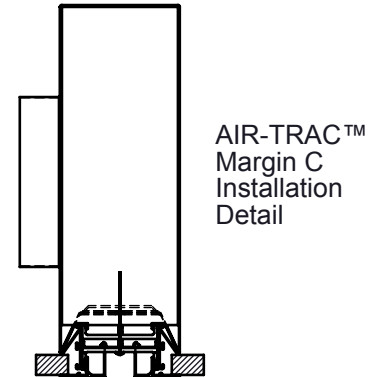
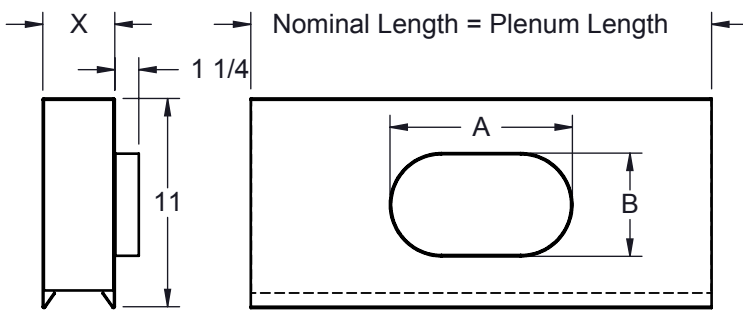
Options:

1/4" Thick Fiberglass Insulation
(Endcaps Not Insulated)

Standard Inlet Size	A	B	C	D
6	6 1/4	5 1/4	7 3/4, 13 3/4, 19 3/4, 25 3/4	4
8	9 3/8	5 1/4	6 3/16, 12 3/16, 18 3/16, 24 3/16	4
10	12 1/2	5 1/4	4 5/8, 10 5/8, 16 5/8, 22 5/8	4
12	14 1/8	7 7/8	3 13/16, 9 13/16, 15 13/16, 21 13/16	1 3/8

Slot Width	W, Width from Slot Number and Type			Nominal Length	Standard Available Inlets	Plenum Length
	1-Slot	2-Slot, 2C	2-Slot, 2A/B			
1	2 3/4	6 1/8	5 1/4	24, 36, 48, 60	6, 8, 10, 12	21 3/4, 33 3/4, 45 3/4, 57 3/4
1 1/2	3 3/4	8 1/8	7 1/4	24, 36, 48, 60	6, 8, 10, 12	21 3/4, 33 3/4, 45 3/4, 57 3/4
2	4 3/4	10 1/8	9 1/4	24, 36, 48, 60	6, 8, 10, 12	21 3/4, 33 3/4, 45 3/4, 57 3/4
2 1/2	5 3/4	12 1/8	11 1/4	24, 36, 48, 60	6, 8, 10, 12	21 3/4, 33 3/4, 45 3/4, 57 3/4
3	6 3/4	14 1/8	13 1/4	24, 36, 48, 60	6, 8, 10, 12	21 3/4, 33 3/4, 45 3/4, 57 3/4

Model LP Plenum for AIR-TRAC™ Linear Diffusers, Margin Style C Only



Slot Width	X, Width from Slot Number and Type			Nominal Length	Standard Available Inlets	Plenum Length
	1-Slot	2-Slot, 2C	2-Slot, 2A/B			
1	3 3/4	7 1/16	6 3/16	24, 36, 48, 60	6, 8, 10, 12	24, 36, 48, 60
1 1/2	4 3/4	9 1/16	8 3/16	24, 36, 48, 60	6, 8, 10, 12	24, 36, 48, 60
2	5 3/4	11 1/16	10 3/16	24, 36, 48, 60	6, 8, 10, 12	24, 36, 48, 60
2 1/2	6 3/4	13 1/16	12 3/16	24, 36, 48, 60	6, 8, 10, 12	24, 36, 48, 60
3	7 3/4	15 1/16	14 3/16	24, 36, 48, 60	6, 8, 10, 12	24, 36, 48, 60

Options:

1/4" Thick Fiberglass Insulation
(Endcaps Not Insulated)

Dimensions in inches

Job: _____	Tag: _____	AIR-TRAC™ LP Plenums
Location: _____	Submitted By: _____	
Architect: _____		
Engineer: _____		
Contractor: _____	SD - 2100	Rev: E (08/15)