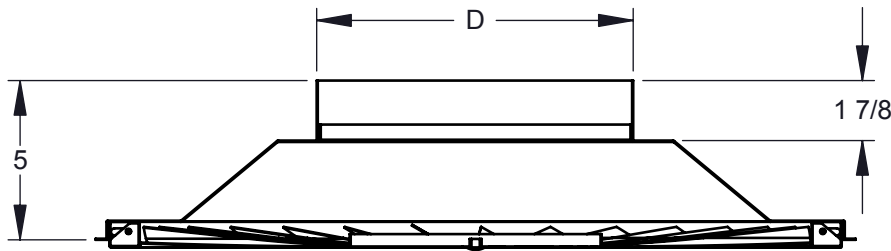
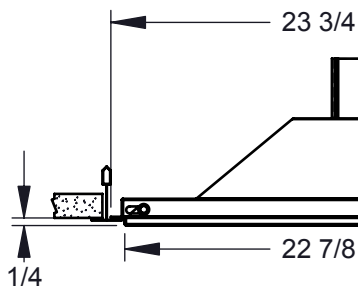


- Heavy gauge steel construction
- Swirl face provides a full 360° air pattern that is parallel with ceiling
- Inlet collar height of 1-7/8"
- Standard finish is White (WH)
- Surface mount or lay-in frame

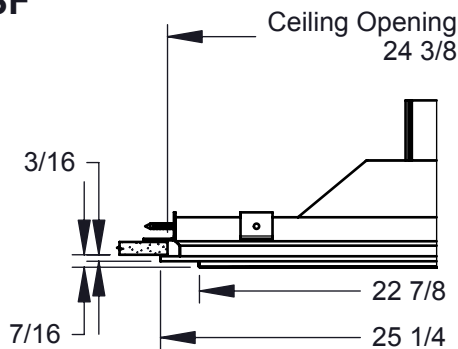


Neck Size	D
6	5 7/8
8	7 7/8
10	9 7/8
12	11 1/2

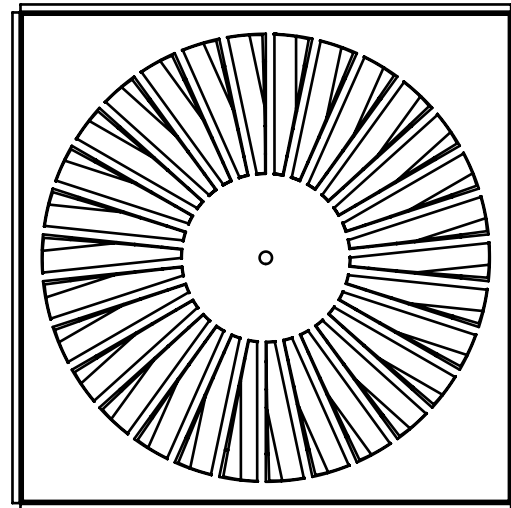
LT



SF\*



\* For SF applications, a separate trim frame ships with a LT diffuser



## Finishes

White Aluminum Paint Off White  
Flat Black Match Paint

Dimensions in inches

Job: \_\_\_\_\_  
Location: \_\_\_\_\_  
Architect: \_\_\_\_\_  
Engineer: \_\_\_\_\_  
Contractor: \_\_\_\_\_

Tag: \_\_\_\_\_  
Submitted By: \_\_\_\_\_  
SD-2021 Rev: A (01/07)

**T1100SW**  
**Architectural Swirl Face**  
**Ceiling Diffuser**  
**24x24 Module**