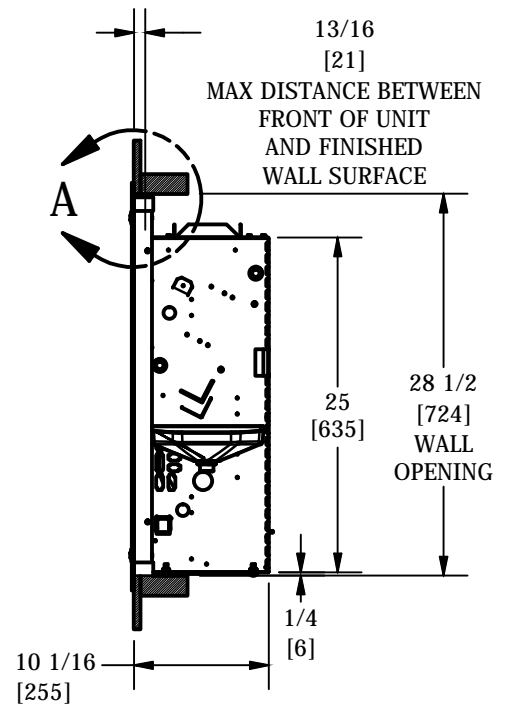
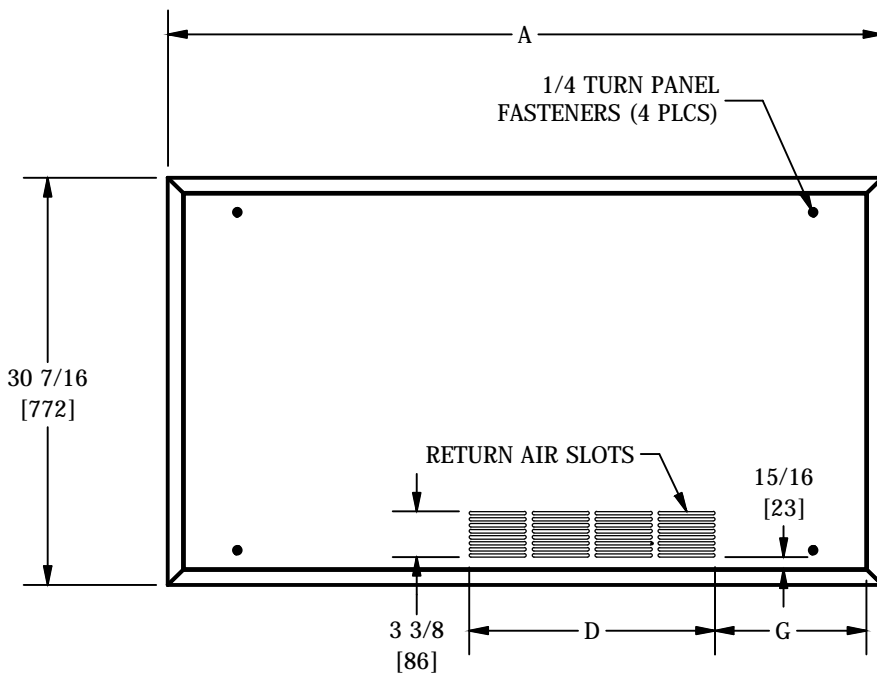
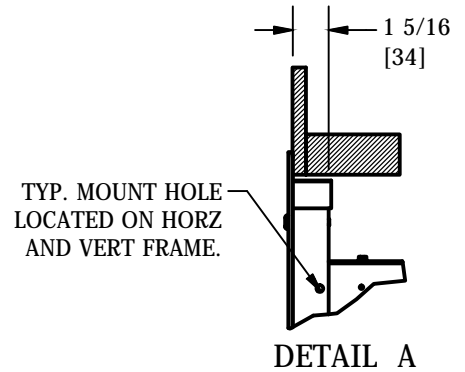
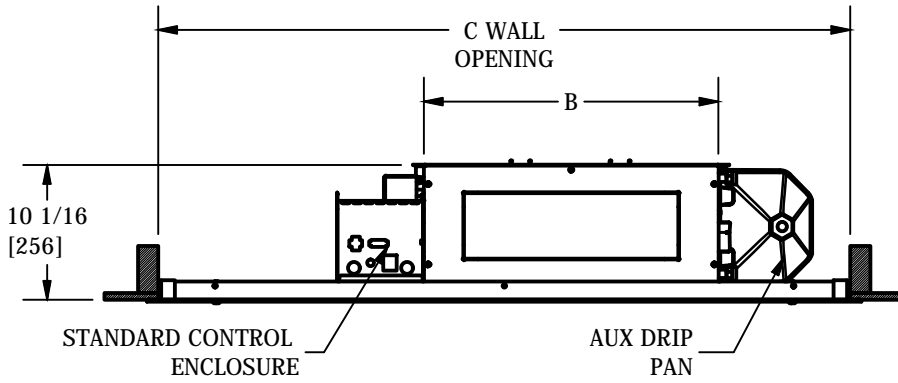


NOTES:

1. All dimensions are Inches [millimeters]. All dimensions are $\pm 1/4"$ [6mm]. Metric values are soft conversion.
2. Wall panel provides air seal at front of unit. Installed location is critical to proper unit operation.
3. Install unit centered in wall opening dimensions shown.
4. Unit may require raised support to achieve proper vertical alignment with wall panel.
5. Left hand panel shown, right hand panel opposite.
6. Mounting hardware furnished by others.

DIMENSIONS

UNIT SIZE	A	B	C	D	G
02	53 7/16 [1357]	22 [559]	51 11/16 [1313]	18 3/8 [467]	11 5/16 [288]
03	57 7/16 [1459]	26 [660]	55 11/16 [1414]	23 1/16 [586]	11 [279]
04	63 7/16 [1611]	32 [813]	61 11/16 [1567]	27 3/4 [705]	11 10/16 [295]
06	73 7/16 [1865]	42 [1067]	71 11/16 [1821]	37 1/8 [943]	11 15/16 [303]
08	75 7/16 [1916]	44 [1118]	73 11/16 [1872]	41 7/8 [1064]	10 9/16 [269]
10	89 7/16 [2272]	58 [1473]	87 11/16 [2227]	55 15/16 [1421]	10 9/16 [269]
12	97 7/16 [2475]	66 [1676]	95 11/16 [2430]	60 5/8 [1540]	12 3/16 [309]



TITLE: MODEL VFC RECESSED WALL EXTENDED PANEL, FRONT RETURN



DRN BY: GMA	DATE: 2/28/11	SCALE: NA	DRAWING NO.
CKD BY: KS	DATE: 07/31/15	REV: 02	

THIS DRAWING CONTAINS PROPRIETARY DATA. UNAUTHORIZED DISCLOSURE, REPRODUCTION, OR USE IS STRICTLY PROHIBITED WITHOUT WRITTEN PERMISSION

DO NOT SCALE DRAWING
DIMENSIONS AND DATA ARE SUBJECT TO CHANGE WITHOUT NOTICE.
CONTACT FACTORY FOR CERTIFIED DRAWINGS.

51-80092