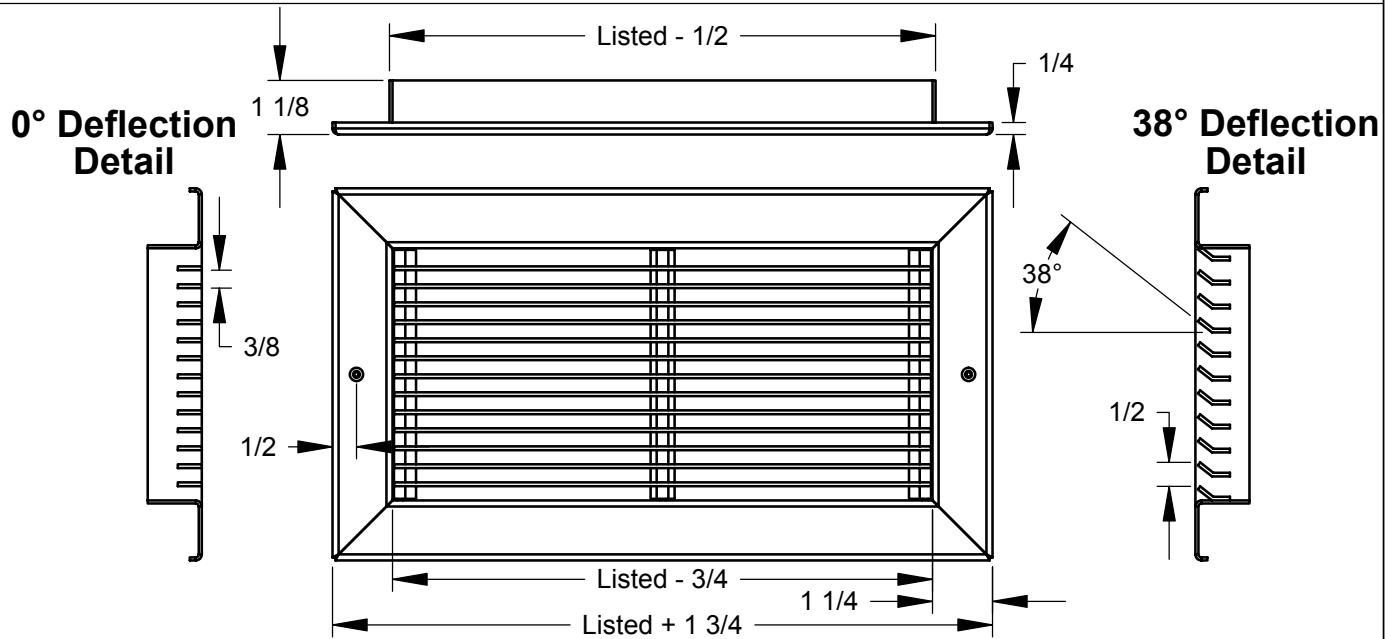
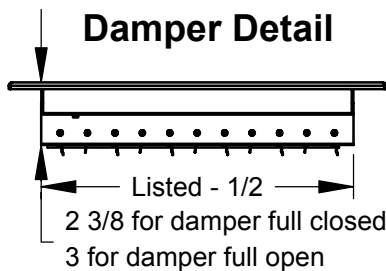


- Heavy duty fixed bar return with 16 gauge steel margin and 14 gauge blades
- Available in horizontal (T115 H) or vertical (T115 V) blades
- Available with 0° or 38° deflection (non adjustable)
- Support mullions on 6" centers
- Standard finish is white (WH)
- Available sizes are 6x4 to 48x48 in 1" increments (larger sizes in sections)



0° Deflection Detail

38° Deflection Detail



Damper Detail

Available Blade Direction

Horizontal Vertical

Available Blade Deflection

0° 38°

Available Fastening Methods

01 - Screw Holes 02 - No Screw Holes
03 - Concealed (not available with SOBD)

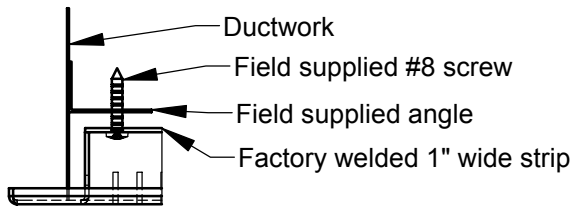
Available Colors

White (WH) Mill (ML) Aluminum Paint (AP)
Off-White (OW) Flat Black (FB)
Match Paint (MP)

Accessories

SOBD - Steel opposed blade damper
45 - Steel mounting frame

Concealed Mounting Detail



Dimensions in inches

Job: _____	Tag: _____	T115 Heavy Duty Fixed Bar Return Steel Construction
Location: _____	Submitted By: _____	
Architect: _____	SD-1768 Rev: A (06/05)	
Engineer: _____		
Contractor: _____		