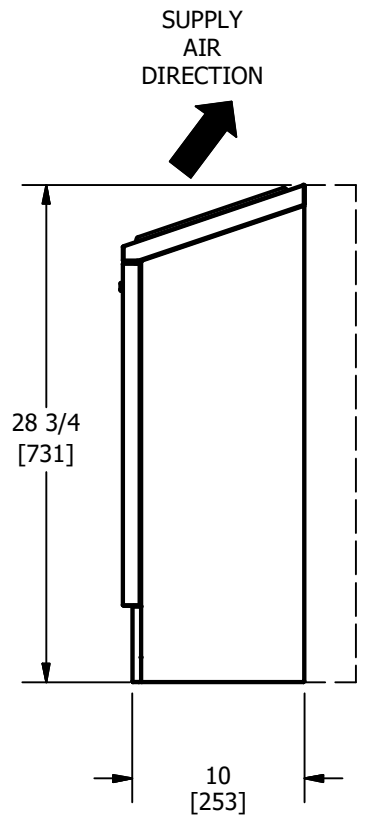
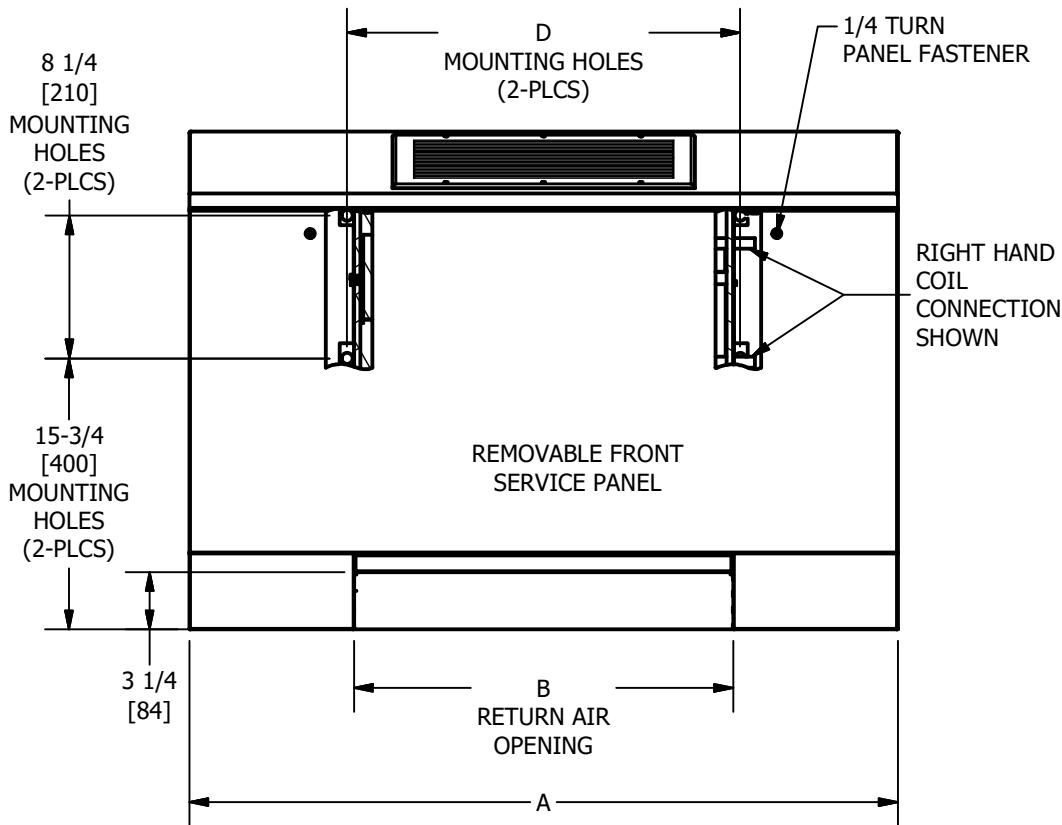
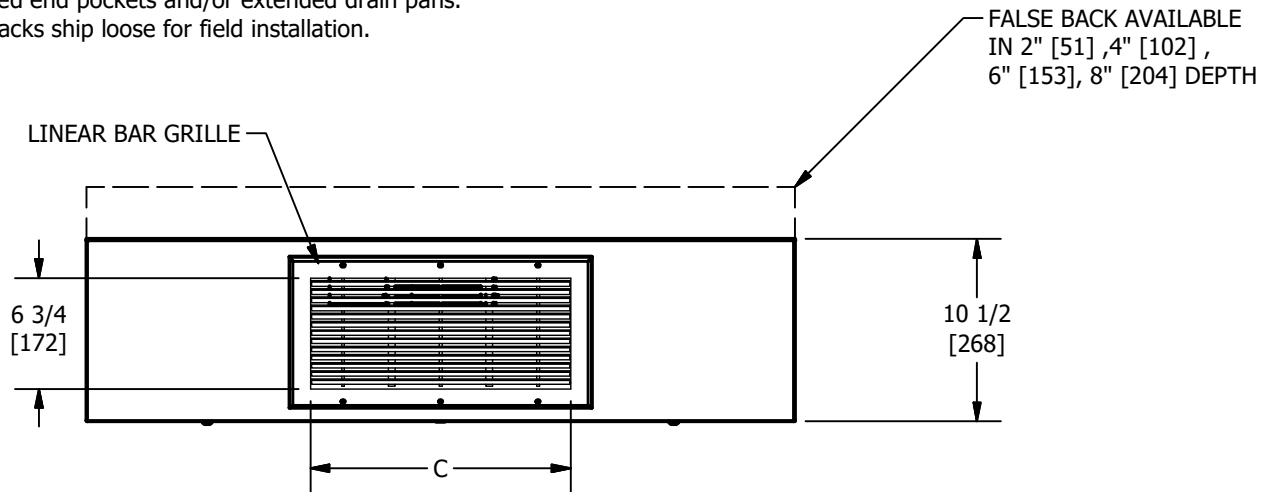


NOTES:

1. All dimensions are Inches [millimeters]. All dimensions are $\pm 1/4"$ [6mm]. Metric values are soft conversion.
2. Junction box size and location varies with unit features. Control options may be limited. Provide sufficient clearance to access electrical controls and comply with applicable codes and ordinances.
3. Standard cabinet finish is "Pearl White Satin".
4. Right hand unit shown. Left hand unit similar, but opposite.
5. Some control or piping package options may require extended end pockets and/or extended drain pans.
6. False backs ship loose for field installation.

UNIT SIZE	DIM A	DIM B	DIM C	DIM D
02	41 [1041]	22 [559]	15 1/16 [383]	22 3/4 [578]
03	45 [1143]	26 [660]	19 1/16 [484]	26 3/4 [679]
04	51 [1295]	32 [813]	25 1/16 [637]	32 3/4 [832]
06	61 [1549]	42 [1067]	35 1/16 [891]	42 3/4 [1086]
08	63 [1600]	44 [1118]	37 1/16 [941]	44 3/4 [1137]
10	77 [1956]	58 [1473]	51 1/16 [1297]	58 3/4 [1492]
12	85 [2159]	66 [1676]	59 1/16 [1500]	66 3/4 [1695]



TITLE: MODEL VFS, BAR GRILLE, FALSE BACK, SERIES C



DRN BY: GMA	DATE: 1/6/11	SCALE: NA	DRAWING NO.
CKD BY: CCC	DATE: 1/19/22	REV: A	

51-80101

THIS DRAWING CONTAINS PROPRIETARY DATA. UNAUTHORIZED DISCLOSURE, REPRODUCTION, OR USE IS STRICTLY PROHIBITED WITHOUT WRITTEN PERMISSION.

DO NOT SCALE DRAWING
DIMENSIONS AND DATA ARE SUBJECT TO CHANGE WITHOUT NOTICE.
CONTACT FACTORY FOR CERTIFIED DRAWINGS.