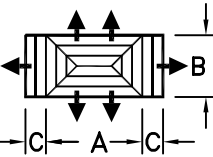
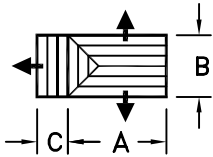
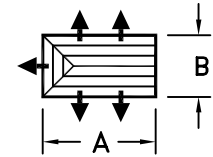
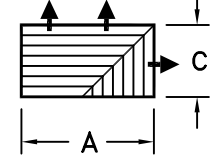
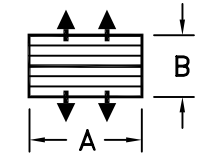
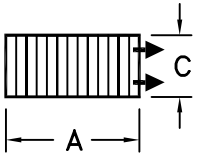
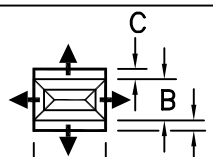
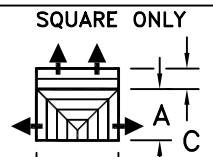
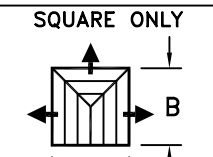
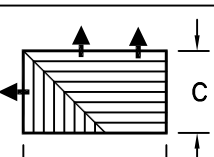
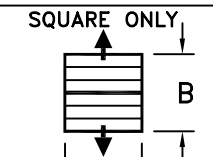
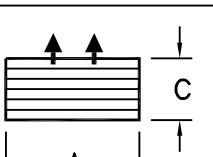
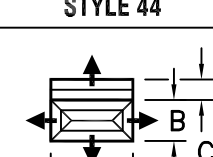
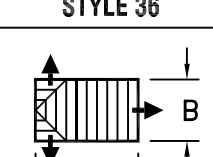
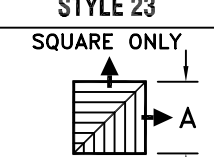
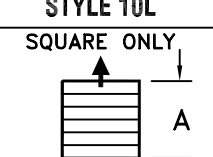

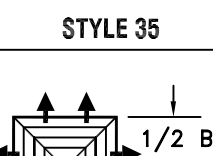


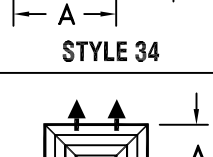
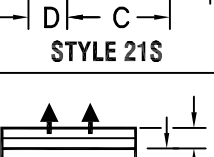
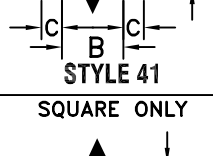
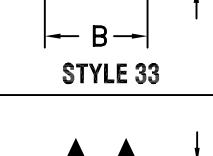



Tuttle & Bailey SUBMITTAL DRAWING

- DIMENSION REQUIREMENTS:
A, C & D IN MULTIPLES OF 1-1/2 INCHES & B IN MULTIPLIES OF 3 INCHES
- ALL ILLUSTRATIONS ARE PLAN (NECK) VIEW
- MIN. SIZE: 6 x 3, MAX SIZE: 36 x 36 SQUARE OR 48 x 24 RECTANGULAR
- AIR PATTERNS 10, 20, 22, 30 & 40 ARE AVAILABLE IN SQUARES SIZES ONLY
- AIR PATTERNS 10L, 10S, 20L, 20S, 23, 24, 31, 32, 33, 35 & 42 REQUIRE TWO SIZES BE SHOWN AND MUST BE LISTED IN ABC SEQUENCE
- AIR PATTERNS 21L, 21S, 36, 37, 41, 43, 44 & 45 REQUIRE THREE SIZES BE SHOWN AND MUST BE LISTED IN ABCD SEQUENCE. THE OVERALL SIZE IS NOT ORDERED, BUT THE EXACT DIMENSION FOR EACH LETTER

 STYLE 45	 STYLE 37	 STYLE 31	 STYLE 24	 STYLE 20L	 STYLE 10S
 STYLE 44	SQUARE ONLY  STYLE 36	SQUARE ONLY  STYLE 30	 STYLE 23	SQUARE ONLY  STYLE 20	 STYLE 10L
 STYLE 43	 STYLE 35		SQUARE ONLY  STYLE 22		SQUARE ONLY  STYLE 10
 STYLE 42	 STYLE 34		 STYLE 21S		
SQUARE CENTER  STYLE 41	 STYLE 33		 STYLE 21L		
SQUARE ONLY  STYLE 40	 STYLE 32		 STYLE 20S		

JOB NAME: _____
 LOCATION: _____
 ARCHITECT: _____
 ENGINEER: _____
 CONTRACTOR: _____

SUBMITTED BY: _____

DATE: 6/11/01

SD-1520.1

(A)RC, (A)RCR
 Diffuser Patterns