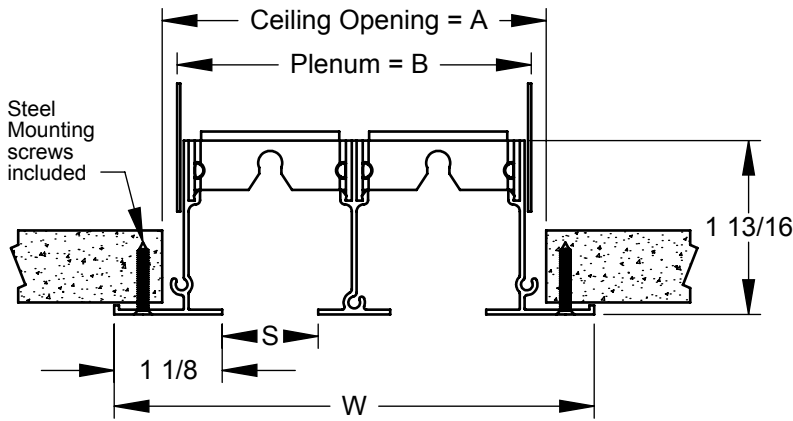


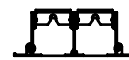
- Extruded aluminum construction
- Available slot widths are 1/2", 3/4", 1", 1 1/2", and 2"
- Available for 1 thru 8 slots for slot widths 1/2"-1", 1 thru 4 slots for 1 1/2"-2"
- Maximum single piece length is 72" (longer units will ship as multiple sections)
- Standard finish is painted white margins with black pattern controllers



SUPPLY



RETURN*



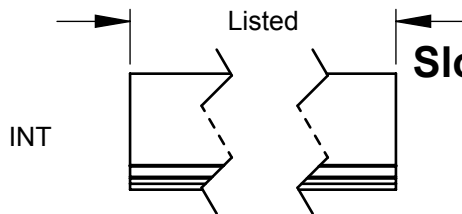
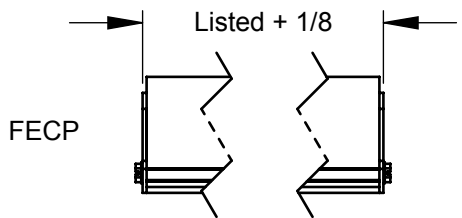
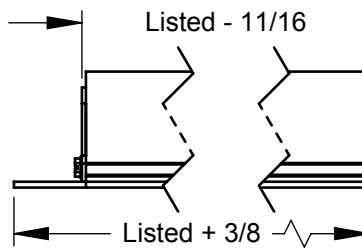
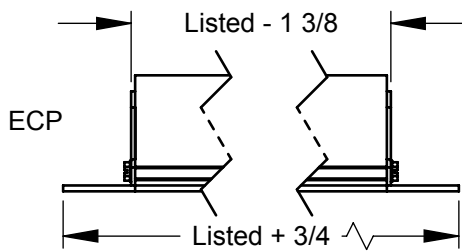
050 (1/2" slot width)			
# Slots	W	A	B
1	2 3/4	1 5/8	1 7/16
2	4	2 7/8	2 11/16
3	5 1/4	4 1/8	3 15/16
4	6 1/2	5 3/8	5 3/16
5	7 3/4	6 5/8	6 7/16
6	9	7 7/8	7 11/16
7	10 1/4	9 1/8	8 15/16
8	11 1/2	10 3/8	10 3/16

075 (3/4" slot width)			
# Slots	W	A	B
1	3	1 7/8	1 11/16
2	4 1/2	3 3/8	3 3/16
3	6	4 7/8	4 11/16
4	7 1/2	6 3/8	6 3/16
5	9	7 7/8	7 11/16
6	10 1/2	9 3/8	9 3/16
7	12	10 7/8	10 11/16
8	13 1/2	12 3/8	12 3/16

100 (1" slot width)			
# Slots	W	A	B
1	3 1/4	2 1/8	1 15/16
2	5	3 7/8	3 11/16
3	6 3/4	5 5/8	5 7/16
4	8 1/2	7 3/8	7 3/16
5	10 1/4	9 1/8	8 15/16
6	12	10 7/8	10 11/16
7	13 3/4	12 5/8	12 7/16
8	15 1/2	14 3/8	14 3/16

150 (1 1/2" slot width)			
# Slots	W	A	B
1	3 3/4	2 5/8	2 7/16
2	6	4 7/8	4 11/16
3	8 1/4	7 1/8	6 15/16
4	10 1/2	9 3/8	9 3/16

200 (2" slot width)			
# Slots	W	A	B
1	4 1/4	3 1/8	2 15/16
2	7	5 7/8	5 11/16
3	9 3/4	8 5/8	8 7/16
4	12 1/2	11 3/8	11 3/16



Slot Width	Finish
050	White
075	Mill
100	Clear Anodized
150	Aluminum Paint
200	Off White
	Flat Black
	Match Paint

*NOTE: Return option not available for 1 1/2" and 2" slot widths

Dimensions in inches

Job: _____	Tag: _____	6000 Slot Diffuser "A" Margin
Location: _____	Submitted By: _____	
Architect: _____		
Engineer: _____		
Contractor: _____	SD - 2110	Rev: E (01/18)