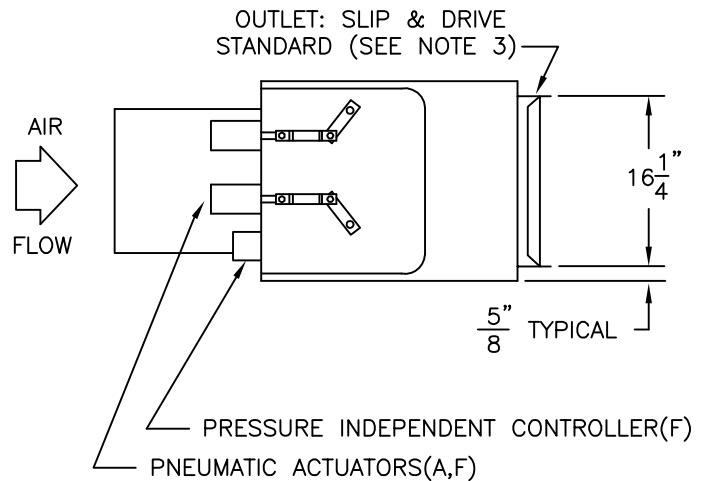
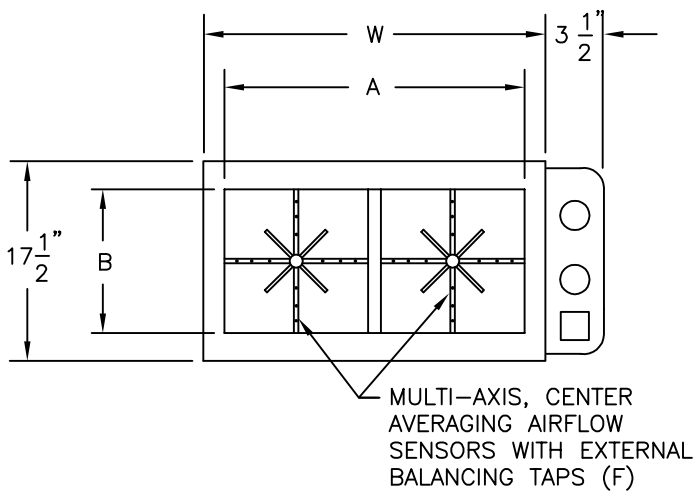
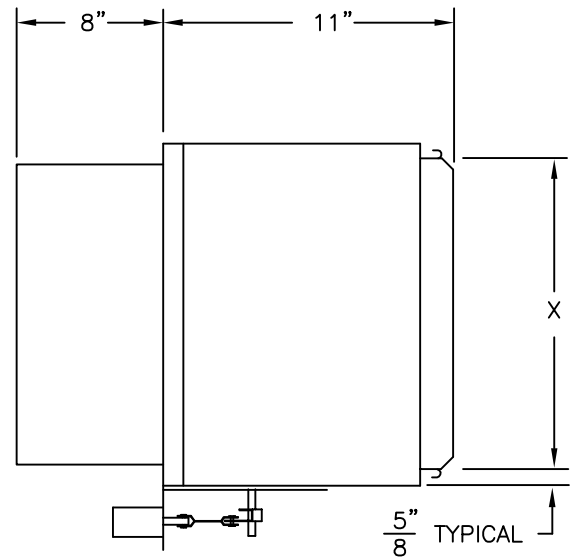


DIMENSIONAL DATA

UNIT SIZE	W	A	B	X
19	30 [762]	28-1/4 [718]	13-7/8 [352]	28-3/4 [730]
22	34 [864]	32-1/4 [819]	15-7/8 [403]	32-3/4 [832]



CONSTRUCTION NOTES:

1. MATERIAL: Galvanized steel; Casing -22 gauge; Air valve casing -22 gauge.
2. INSULATION: 1/2" thick fiberglass complying with NFPA 90-A and UL 181.
3. INSTALLATION: A) If internal insulation is utilized in the downstream ductwork, the insulation must be secured in such a manner that no raw insulation edges are exposed to the airstream.
B) Inlet & Outlet collars should be externally insulated by others (in the field) if required.

NOTE: All drawings subject to change without prior notice.

(A) PRESSURE DEPENDENT - SERIES SD000

(F) PRESSURE INDEPENDENT - SERIES SD400

TITLE: MODEL SDR SINGLE DUCT
TERMINAL UNIT - SZ 19 & 22
PNEUMATIC CONTROLS



DRN BY: CV	DATE: 04/02/92	SCALE: N/A	DRAWING NO. 15360
CKD BY: Chris H	DATE: 05/23/06	REV: 04	