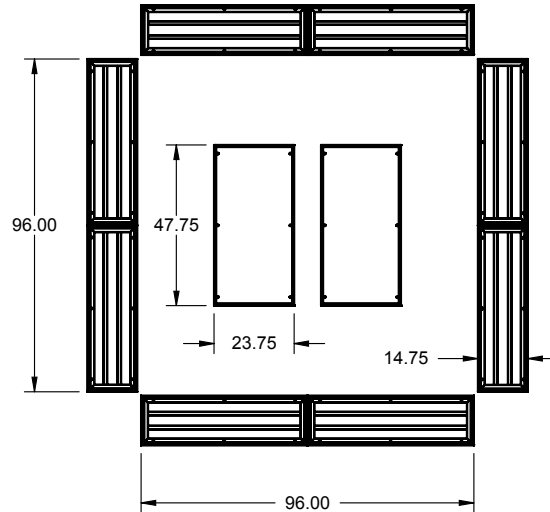


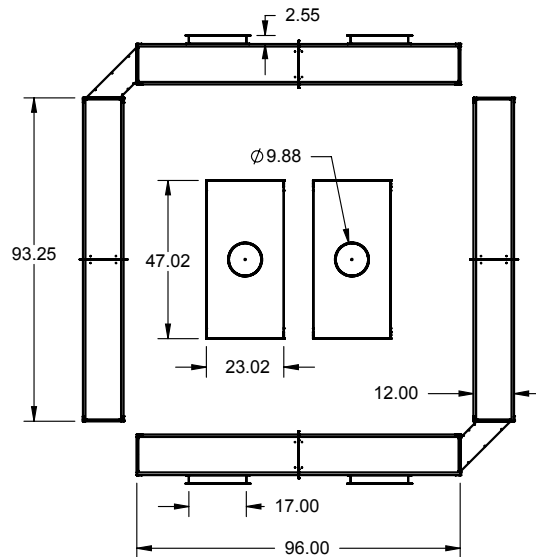
PRODUCT DIMENSIONS

ISOTEK 8x8 Suggested Layout

Reflected Ceiling View



Plan View



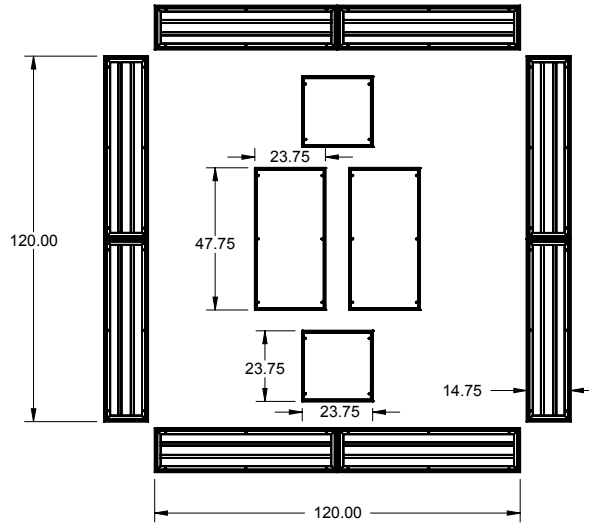
System Perimeter (ft.)	Number of Center Panels	Center Panel Size (ft.)	Minimum Total System CFM	Maximum Total System CFM	Recommended Total System CFM	NC	Number of Perimeter Inlets	Inlet Size (in.)
8x8	2	4x2	1210	2050	1260	<15	4	17x5



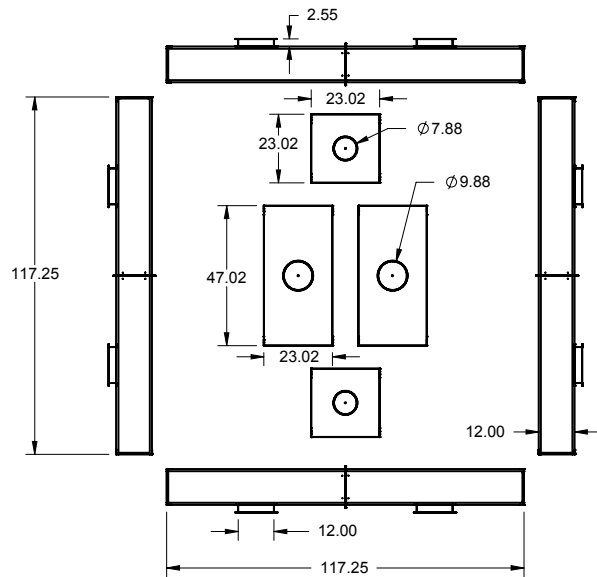
PRODUCT DIMENSIONS

ISOTEK 10x10 Suggested Layout

Reflected Ceiling View



Plan View



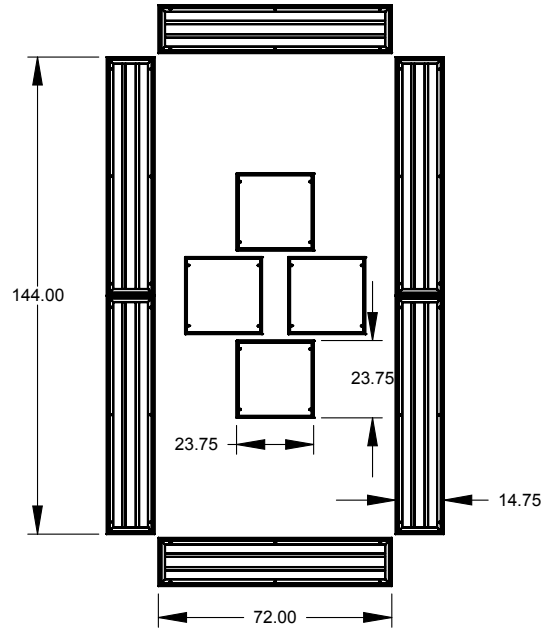
Critical Environment

System Perimeter (ft.)	Number of Center Panels	Center Panel Size (ft.)	Minimum Total System CFM	Maximum Total System CFM	Recommended Total System CFM	NC	Number of Perimeter Inlets	Inlet Size (in.)
10x10	4	(2) 4x2, (2) 2x2	1680	2740	2150	<15	8	12x5

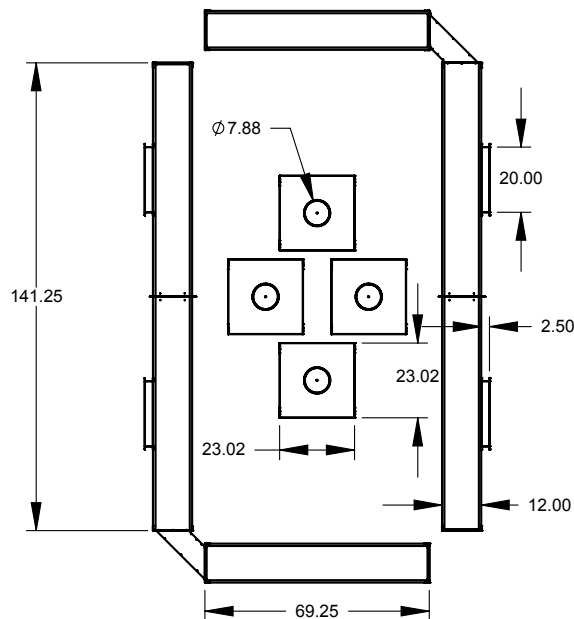
PRODUCT DIMENSIONS

ISOTEK 12x6 Suggested Layout

Reflected Ceiling View



Plan View



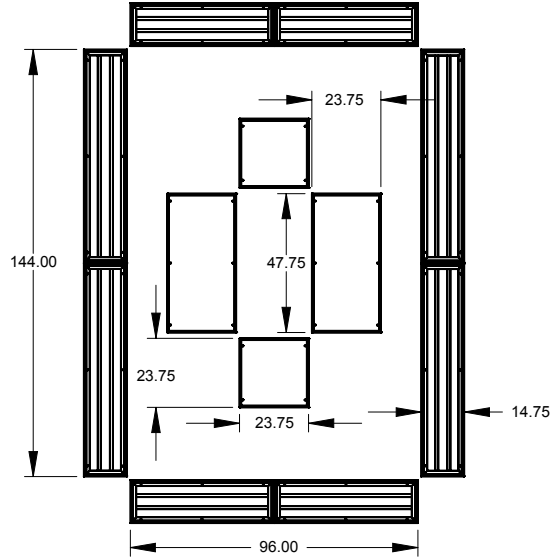
System Perimeter (ft.)	Number of Center Panels	Center Panel Size (ft.)	Minimum Total System CFM	Maximum Total System CFM	Recommended Total System CFM	NC	Number of Perimeter Inlets	Inlet Size (in.)
12x6	4	2x2	1400	2050	1750	<15	4	20x5



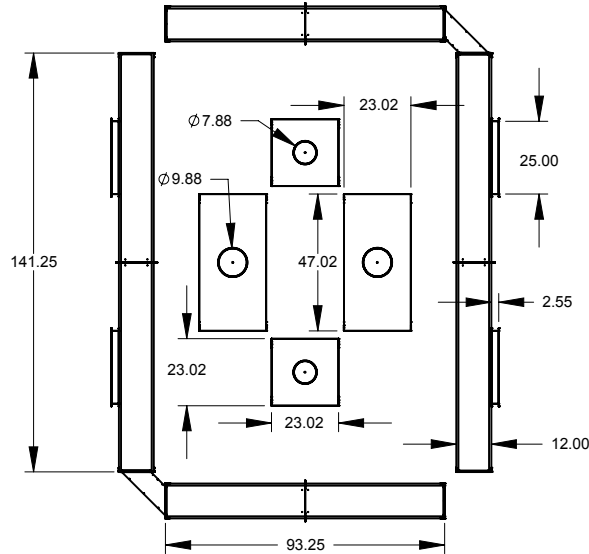
PRODUCT DIMENSIONS

ISOTEK 12x8 Suggested Layout

Reflected Ceiling View



Plan View



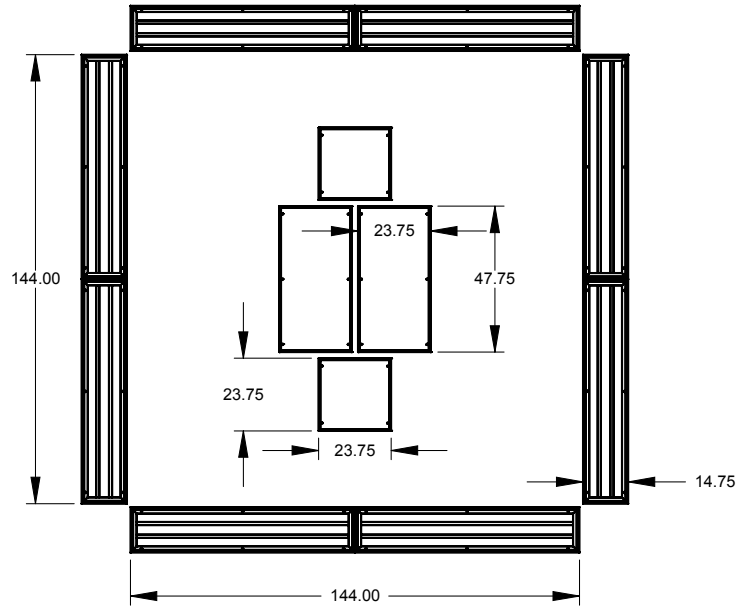
Critical
Environment

System Perimeter (ft.)	Number of Center Panels	Center Panel Size (ft.)	Minimum Total System CFM	Maximum Total System CFM	Recommended Total System CFM	NC	Number of Perimeter Inlets	Inlet Size (in.)
12x8	4	(2) 4x2, (2) 2x2	1700	2750	2300	<15	4	25x5

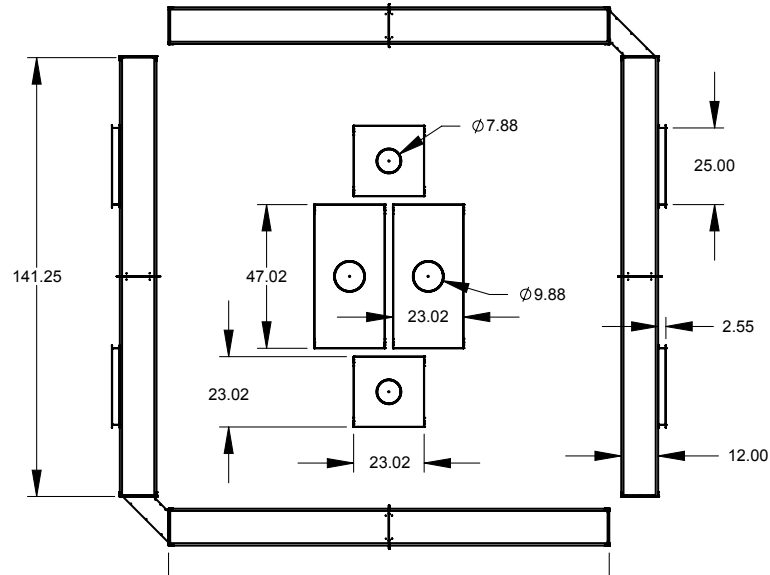
PRODUCT DIMENSIONS

ISOTEK 12x12 Suggested Layout

Reflected Ceiling View



Plan View



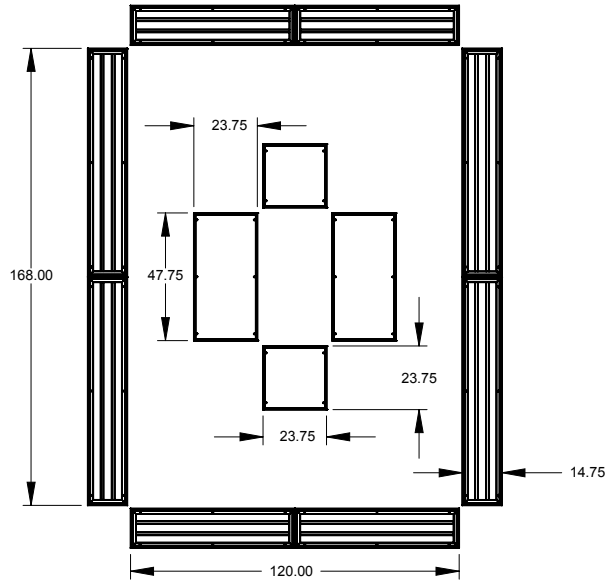
System Perimeter (ft.)	Number of Center Panels	Center Panel Size (ft.)	Minimum Total System CFM	Maximum Total System CFM	Recommended Total System CFM	NC	Number of Perimeter Inlets	Inlet Size (in.)
12x12	4	(2) 4x2, (2) 2x2	1850	3100	2450	<15	4	25x5



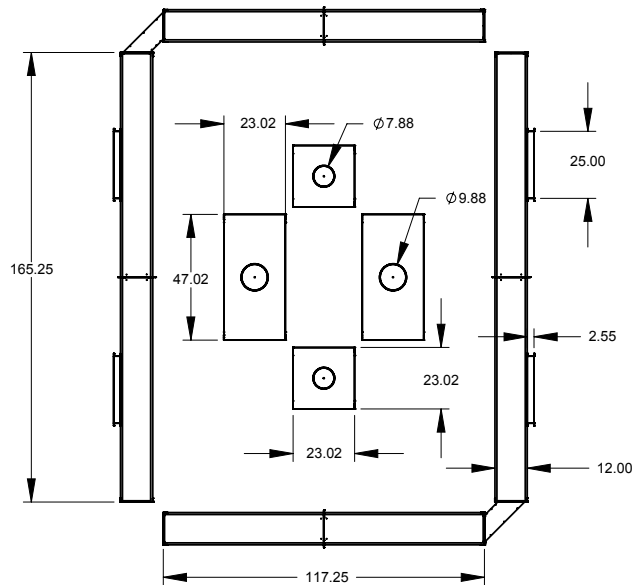
PRODUCT DIMENSIONS

ISOTEK 14x10 Suggested Layout

Reflected Ceiling View



Plan View



Critical
Environment

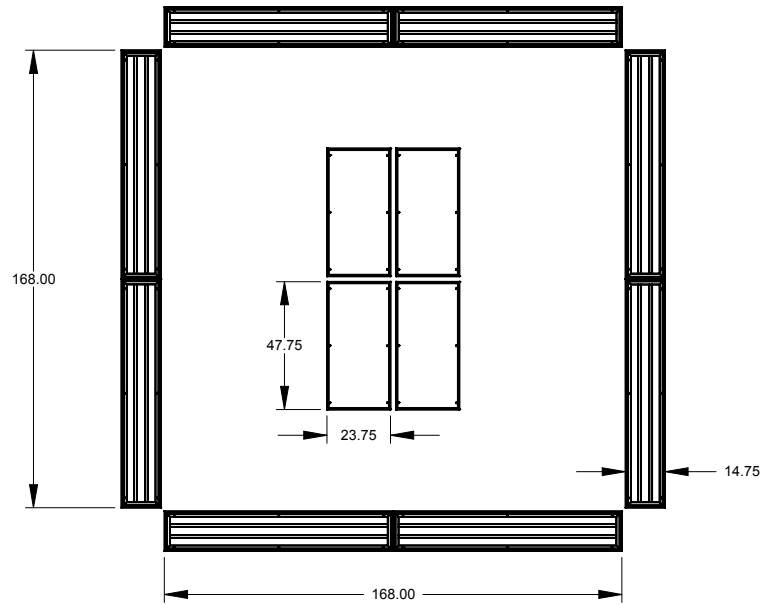
System Perimeter (ft.)	Number of Center Panels	Center Panel Size (ft.)	Minimum Total System CFM	Maximum Total System CFM	Recommended Total System CFM	NC	Number of Perimeter Inlets	Inlet Size (in.)
14x10	4	(2) 4x2, (2) 2x2	1850	3100	2500	<15	4	25x5



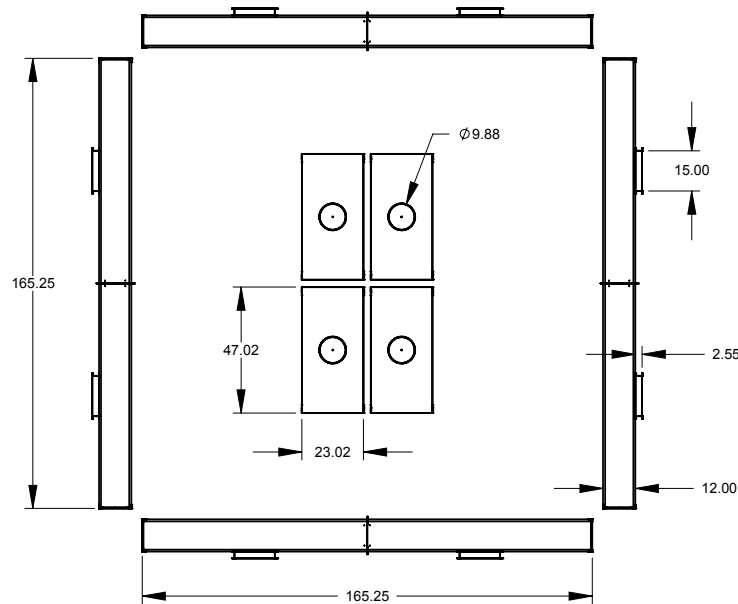
PRODUCT DIMENSIONS

ISOTEK 14x14 Suggested Layout

Reflected Ceiling View



Plan View



Critical
Environment

System Perimeter (ft.)	Number of Center Panels	Center Panel Size (ft.)	Minimum Total System CFM	Maximum Total System CFM	Recommended Total System CFM	NC	Number of Perimeter Inlets	Inlet Size (in.)
14x14	4	4x2	2300	3900	3100	<15	8	15x5