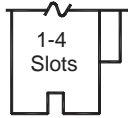
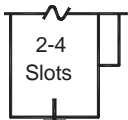


- Optional factory mounted T-bars are 1" wide
- On option LT0 (no T-bars), center channels are provided on 2, 3, and 4 slot units (models SVPS, ITPS & PSDR).
- Optional inlet damper (ID) is shipped loose for field installation
- Earthquake tabs (ET), not shown, are available as an option; standard is 2 tabs per diffuser

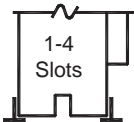
T-Bar Configuration (must specify when ordering)



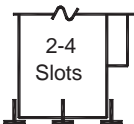
LT0
No Tee Bars



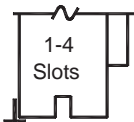
LT1
Center Tees only,
no outside Tees



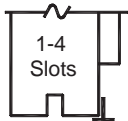
LT2
Tees on both
sides



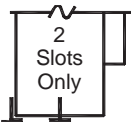
LT3
All Tees



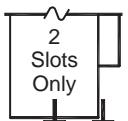
LT4
Tee opposite
inlet



LT5
Tee on inlet
side

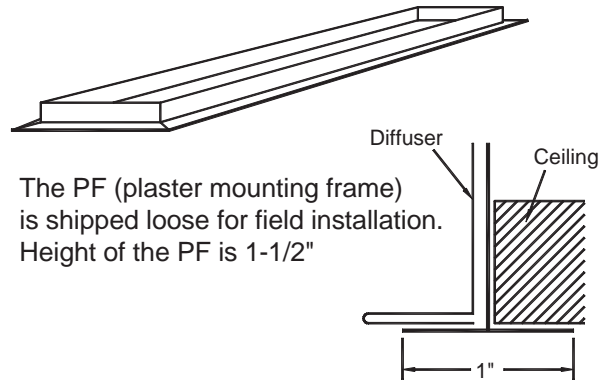


LT6
Tees center and
opposite inlet



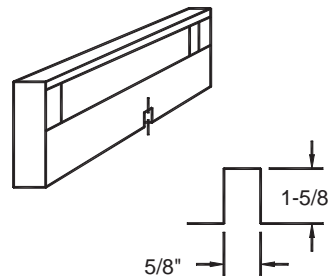
LT7
Tees center and
inlet side

Dimensions are in inches. Product information subject to change without notice.

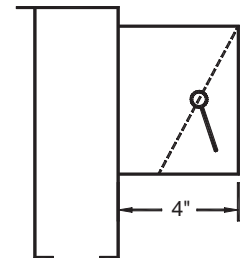


The PF (plaster mounting frame) is shipped loose for field installation. Height of the PF is 1-1/2"

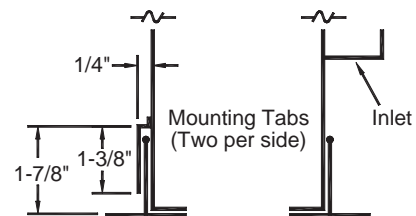
PF (plaster frame) Details



CN (cross notch) Detail



ID (inlet damper) Detail



Mounting Tab Detail

MO (mtg. tab opposite inlet)
MB (mtg. tab on both sides)

PROJECT:	SUBMITTED BY:	DATE: 5-28-02	SD-1856
ARCHITECT:	<p>SVPS, ITPS, APPS, PSDR Accessories</p>		
ENGINEER:			
CONTRACTOR:			
LOCATION:			