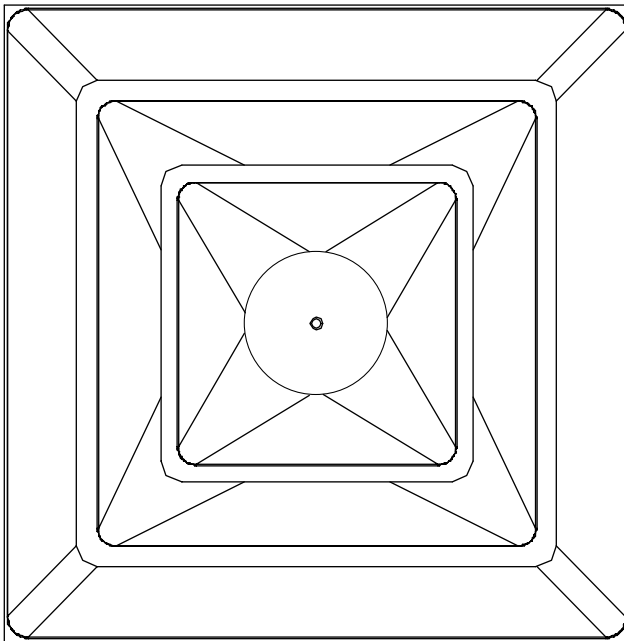


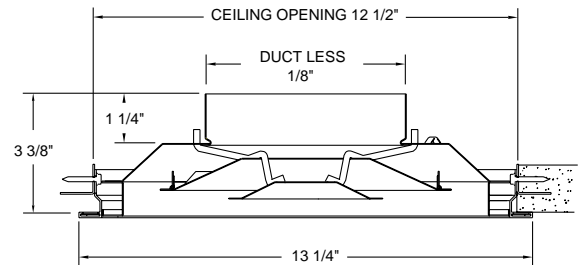
- Steel (S1200A) or Aluminum (A1200A) construction
- 2-cone stepdown diffuser
- Frame SF (surface mount) includes an aluminum mounting frame
- Adjustable pattern controllers on the cores
- Standard finish is white
- Two earthquake tabs are standard on all frame styles
- Core is non-removable
- Optional round damper to be ordered separately and field mounted
- Damper is adjustable through hole in center cone

Face View

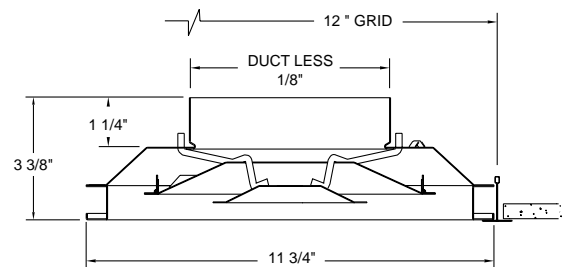
See specific frame details for dimensions



FRAME SF



FRAME LT



Dimensions are in inches, Product information subject to change without notice

PROJECT:	SUBMITTED BY:	DATE: 9-1-00	SD-1764
ARCHITECT:		S1200A & A1200A Series Adjustable Pattern Diffuser - 2-Cone w/Round Neck 12 x 12 module	
ENGINEER:			
CONTRACTOR:			
LOCATION:			